



## Summary Feedback

(Combined feedback broadcasted multiple time this week)

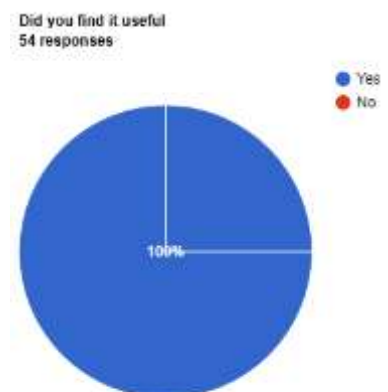
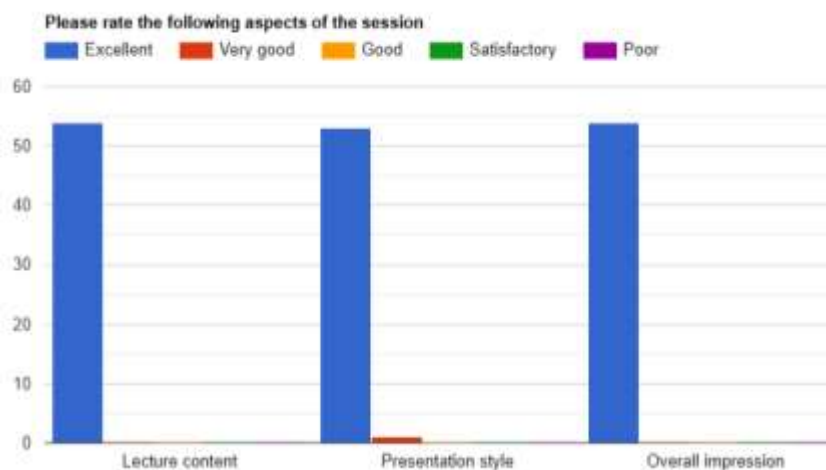
### **PRE-RECORDED: Basildon FRCR 2B 'A to Zee' Course 2020**

## **Session 29/36**

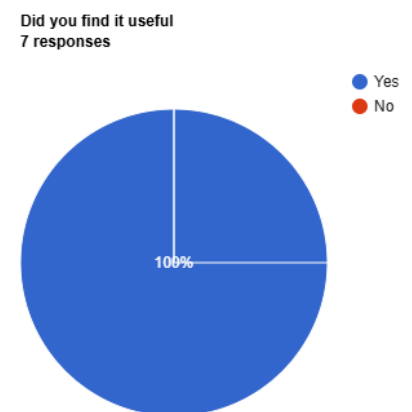
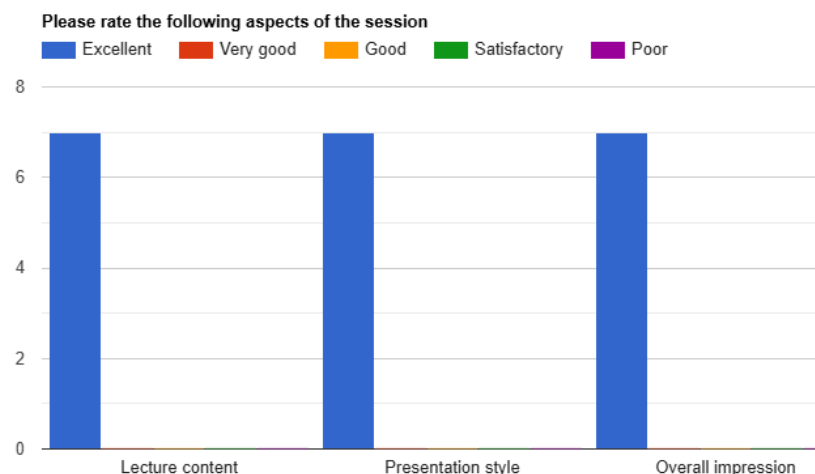
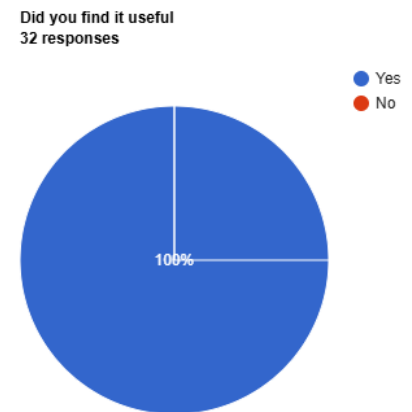
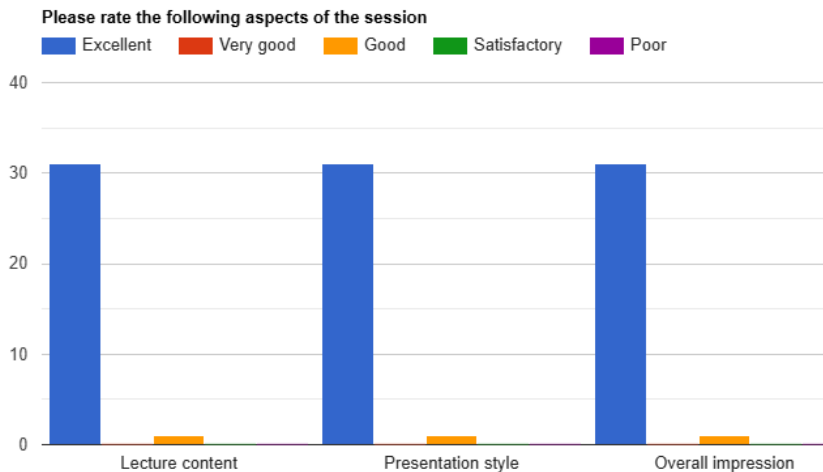
**GIT for FRCR Exam (Part - 1)  
Plain Abdomen and Oesophagus  
(1<sup>st</sup> & 2<sup>nd</sup> November 2025)  
Lecturer: Sami Khan**

### Summary Points:

- Total Attendees: 315 from 33 Countries (Algeria, Austria, Bahamas, Bangladesh, Brunei, Canada, Czech Republic, Dominica, Egypt, Ghana, Hong Kong, India, Indonesia, Iran, Iraq, Ireland, Kenya, Libya, Malaysia, Nigeria, Pakistan, Saudi Arabia, South Africa, Sri Lanka, Sudan, Swaziland, Trinidad and Tobago, Türkiye, UAE, UK, Ukraine, Yemen, Zimbabwe).
- Total duration: 3 hours (each session broadcasted thrice during the week)
- Total feedback received from 93 participants, from three different broadcasts



## GIT for FRCR Exam (Part - 1): Plain Abdomen and Oesophagus

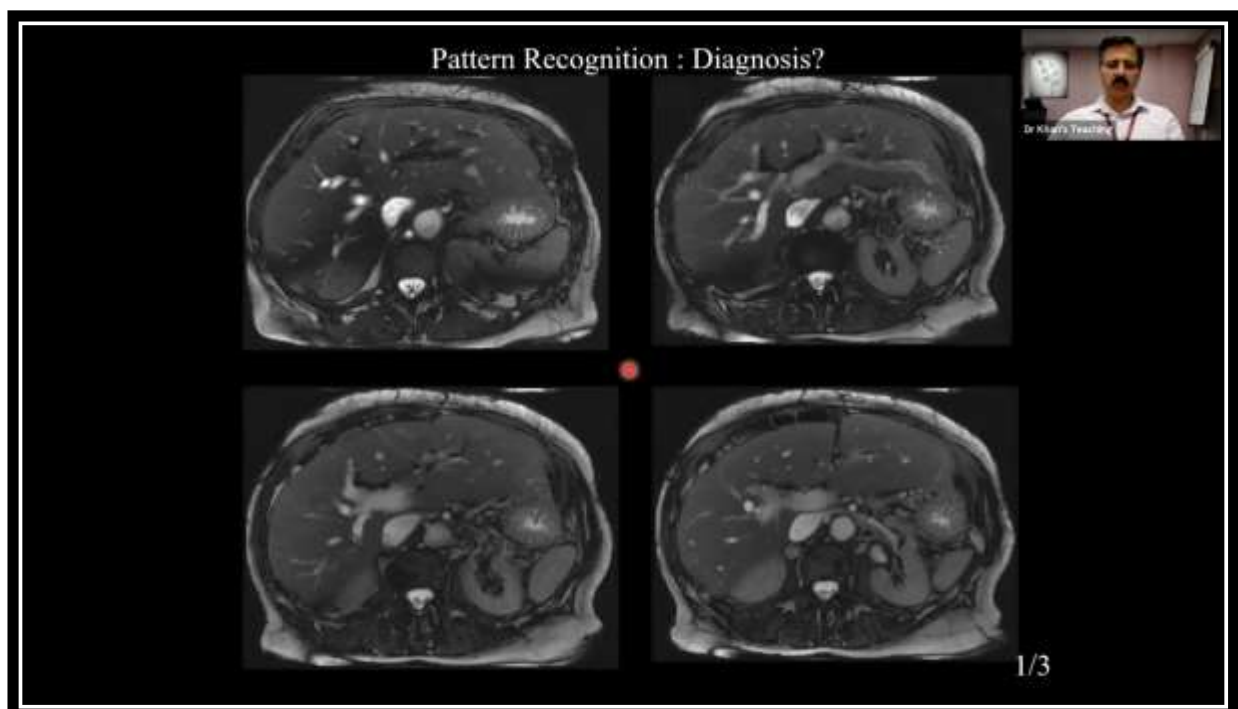


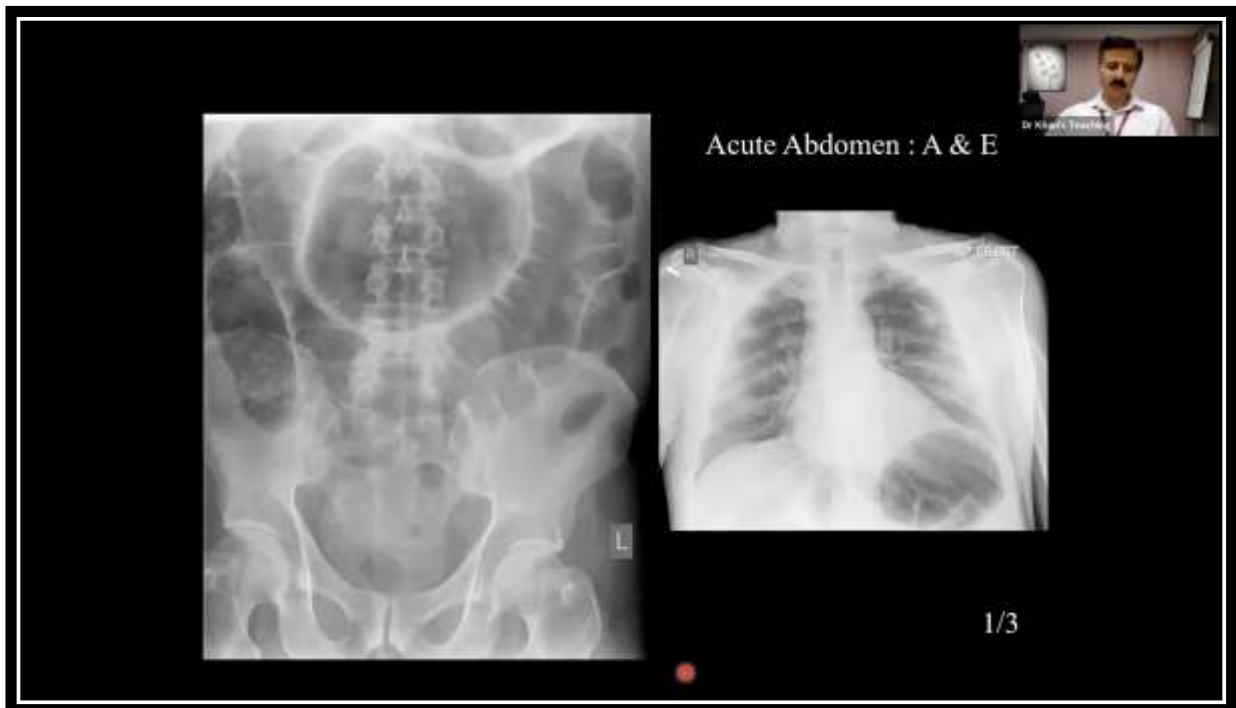
### Testimonials

- A great learning session about GIT X-rays, barium & CT. All important stuff covered. Thank you for rebroadcasting these sessions. I think I would watch them again if broadcast again (Pakistan).
- I'm impressed. Thank you so much for these tutorials. Really help (South Africa).
- Really useful to see the causes and lots of well-explained examples even if it's a pre-recording. Dr. Khan explains it very well (UK).
- Masterful delivery. Thank you, Dr. Khan (Nigeria).
- Very educational and informative session, as usual. Thank you, sir (Nigeria).
- Great work of teaching, thank you (Zimbabwe).
- Very good collection of cases and great explanation, as usual (India).
- I find it useful for Dr. Sami to quote and cover lectures according to a standard book while also mentioning them during lecture. It makes the topics simple, and I find them more structural (Pakistan).
- Explanation by the moderator was useful (UK).
- The plain abdominal films are often overlooked, and I'm glad they were covered in this session (Zimbabwe).

- Football and a string of pearls signs were useful. I had understood them wrongly before now (Nigeria).
- The postoperative cases, anatomy, and normal variants of different pathologies were useful (India).
- Wonderful teaching about contrast and GIT studies (UAE).
- Everything was useful. Nice abdominal X-ray (South Africa).
- Fantastic Dr. Khan (South Africa).
- Excellent teaching session as always (Nigeria).
- Super excellent (Nigeria).
- All aspects are perfect (Saudi Arabia).
- Contrast media types and indication of each one was useful (UK).
- The teacher is superb (Nigeria).
- Variable cases were useful (UK).
- It's all useful (UAE).
- Selection of cases was useful (Pakistan).
- Wonderful session as always, excellent teaching by Dr. Khan (Pakistan).
- Great learning. Thank you very much (Pakistan).
- It was perfect (UAE).
- Good to revise the "past" of conventional radiology! (UK).
- Great session (Libya).
- Teaching with relevant anatomy was useful (UK).
- Explanation of concepts was useful (Sri Lanka).
- From anatomy to selection of topics and cases to teaching—Excellent (Pakistan).
- It's all good (India).
- Everything is perfect (Pakistan).
- Very educative (Nigeria).
- It was an excellent teaching session (India).
- Brilliant and outstanding session as always (Pakistan).
- Very good and helpful (Pakistan).
- Very, very helpful (UK).
- Excellent cases and explanation by Dr. Sami Khan (UK).
- Awesome (Indonesia).
- The discussions on imaging with reference to case studies were useful (UK).
- Abdominal X-ray cases with useful discussion were useful (UK).
- All the aspects of the lecture were useful (UK).
- The entire session was useful (Bahamas).
- All aspects of the lecture were very useful (UK).
- Very informative repeat session. Excellent for revision (Pakistan).
- All aspects were useful (Nigeria).
- Teaching done by Dr. Sami Khan was most useful (Saudi Arabia).
- Very good teaching cases (Saudi Arabia).
- Excellent teaching points and exam pointers (Pakistan).
- Different cases showed with quick revision are very useful (Egypt).
- Great learning. Thank you very much (Pakistan).
- Cases and teaching were useful (Saudi Arabia).
- Basic anatomy and key points to remember in exams were useful (Pakistan).
- Great teaching (Türkiye).

- Content and delivery were useful (UK).
- Teaching points and all cases are good (Pakistan).
- Good cases and viva questions (UK).
- Teaching with exam cases was useful (Nigeria).
- Valuable advice shared in GIT session (Algeria).
- All of it was useful (Saudi Arabia).
- The interesting cases were useful (Pakistan).
- Explanation and differentials were useful (UK).
- Every aspect of the lecture was useful (Nigeria).
- All the aspects were useful (Nigeria).
- Nice coverage of plain film interpretation (UK).
- The systematic review of all cases was most valuable (Zimbabwe).
- The way of explanation and cases was useful (India).
- The basics and teaching points by Dr. Sami were useful (Pakistan).
- Continue the excellent work (Nigeria).
- It was the best (Pakistan).
- Excellent lecture (UK).
- Very useful (Sri Lanka).
- Excellent presentation (Nigeria).
- Very educative (Nigeria).
- Excellent session as always (Pakistan).
- Very informative (Saudi Arabia).
- Great class (Zimbabwe).
- Excellent teaching (UK).
- Very educative (UK).





=====XX=====XX=====